

**JAVIER
MURCIA**

**SCULPTURE
STUDIO**

WORKSHOPSCULPTING.COM

HEAD STUDIES

Program





Introduction


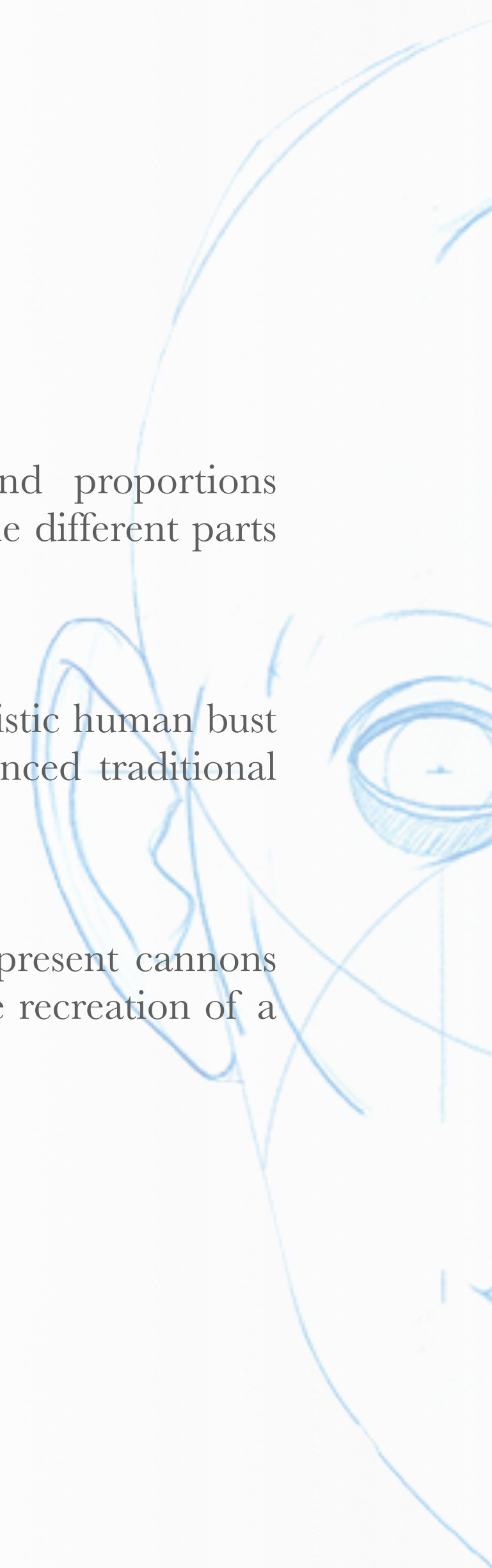
Sculpting the Head, face and neck in clay through the fundamental understanding of basic simplified anatomy, proportions and elements to recreate a human head figure.

The understanding of an average human head constitution and proportions, makes possible to build a strong base, a step by step methodology as a foundational guidance to catch the subtleties of a portrait next.



What are you learning

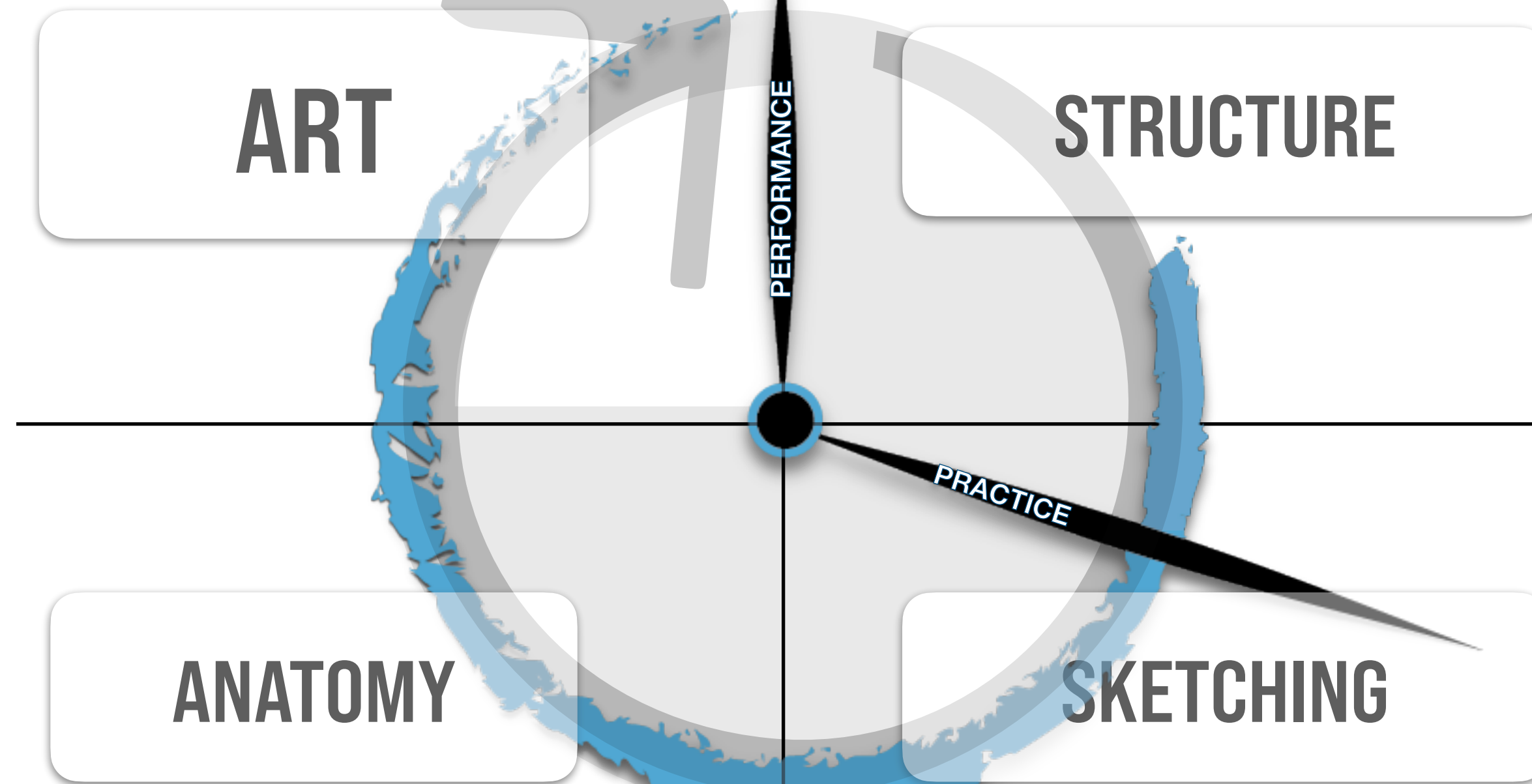
- Improving visual understanding of volumes and proportions through simplified forms and present canons of the different parts of the head, face and neck.
- Training sculpture performance directly from a realistic human bust cast, with the personalised attention of an experienced traditional figurative sculptor.
- Developing technique and methodology based on present canons of an average human head, in order to improve the recreation of a portrait in the future.






- Flexible performance.
- Portrait.
- Multi sensorial decoding and visual understanding

- Canon & proportions.
- Geometrical approach.
- Referential location of face & elements.



- Understanding of underlying structure of skin.
- Anatomical landmarks and references
- Superficial muscles and skin tension.

- Technical development of face elements.





Who is this for?

Beginning or intermediate sculptors looking to improve their figure fundamentals with personalised guidance.

- Graphic and digital artists looking to improve their 3 dimensional visual understanding also involved into the drawing, illustration and/ or painting of the gesture.
- Potters and ceramist interested.
- Anybody who's looking to develop an artistic inclination.

Wellington Potter Association 2018




Relaxed work environment

Friendly and relaxed work environment that enhances both individual and group learning processes.

Flexible and personalised attention that adapts to the needs of every single one, in a collaborative dynamic.

Opportunity to connect with the community and network development for personal projects.





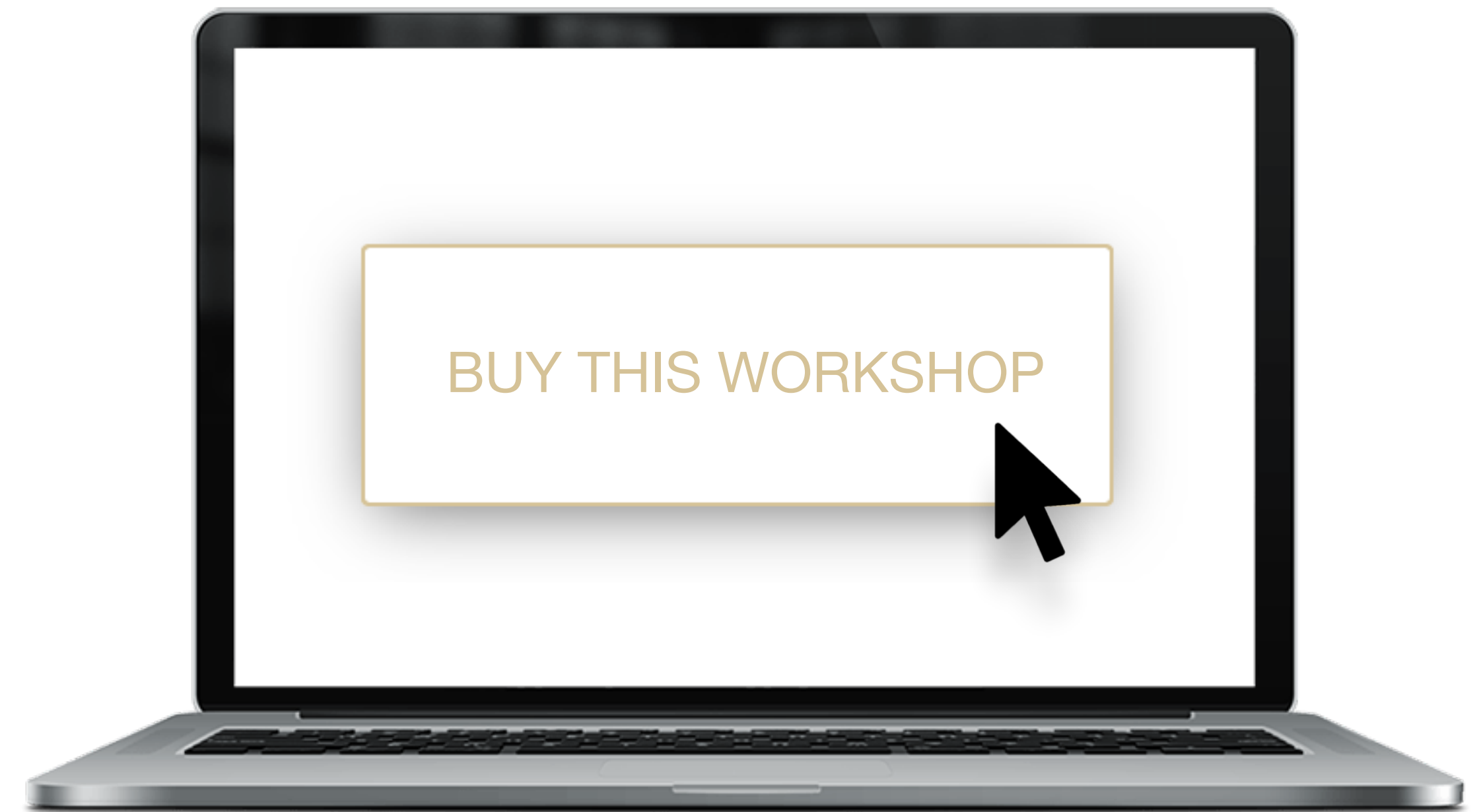
How do you sign up?

Click in the box located in the right side of the slide to add this workshop to the cart on the website.

Different payment options available:



For any enquires send us an email to studio@javiermurcia.com





LOCATION

The workshop runs every 2 or 3 months in different locations around New Zealand (Wellington, Auckland, Hamilton, Picton, Nelson, Christchurch and others) setting up a different challenge with a different study each time.

There is also plenty of material, tutorials and online courses that can help you on this journey and keeps you connected with the community.

Make sure you get this information updated clicking in the next slide.





Portrait workshop 2018

Be the first one to know about new events coming up.

Subscribe to receive news about new workshops, online tutorials and more. No worries, we don't send many emails, and you can unsubscribe any time.

Email Address

[Click here to go to the link](#)

SUBSCRIBE

studio@javiermurcia.com
WORKSHOPSCULPTING.COM





Ready to start?

Remember to bring your own material

- 10k bag of clay
- Tools


Or you can purchase it with your workshop.



Limited number of students
Different locations in NZ



2-3 days duration
Stands, coffee and tea



**JAVIER
MURCIA**

**SCULPTURE
STUDIO**

WORKSHOPSCULPTING.COM